

Section 1

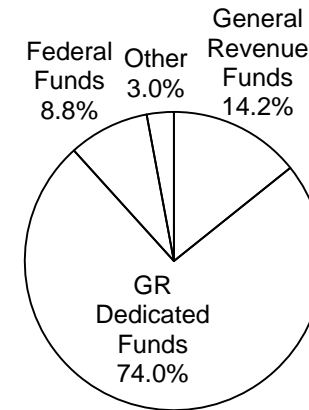
**Railroad Commission  
Summary of Recommendations--House**

Page VI-50  
Milton Rister, Executive Director

Tom Lambert, LBB Analyst

Method of Financing	2012-13 Base	2014-15 Recommended	Biennial Change	% Change
General Revenue Funds	\$29,922,773	\$20,145,179	(\$9,777,594)	(32.7%)
GR Dedicated Funds	\$93,757,786	\$104,647,408	\$10,889,622	11.6%
<i>Total GR-Related Funds</i>	<i>\$123,680,559</i>	<i>\$124,792,587</i>	<i>\$1,112,028</i>	<i>0.9%</i>
Federal Funds	\$25,414,465	\$12,394,442	(\$13,020,023)	(51.2%)
Other	\$10,880,491	\$4,144,316	(\$6,736,175)	(61.9%)
<b>All Funds</b>	<b>\$159,975,515</b>	<b>\$141,331,345</b>	<b>(\$18,644,170)</b>	<b>(11.7%)</b>

RECOMMENDED FUNDING  
BY METHOD OF FINANCING



FTEs	FY 2013 Budgeted	FY 2015 Recommended	Biennial Change	% Change
	772.1	772.1	0.0	0.0%

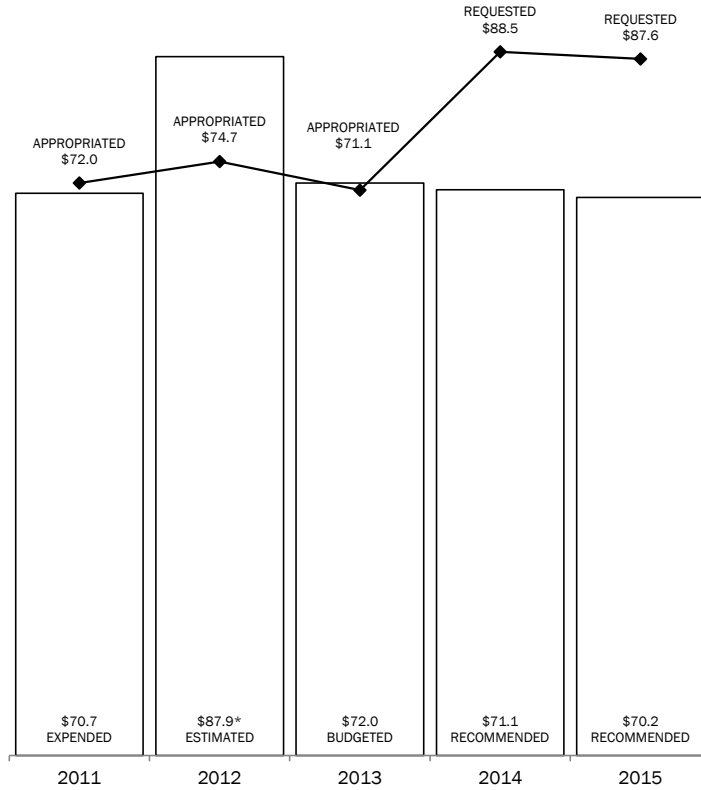
The bill pattern for this agency (2014-15 Recommended) represents an estimated 100% of the agency's estimated total available funds for the 2014-15 biennium.

**Section 1  
Railroad Commission**

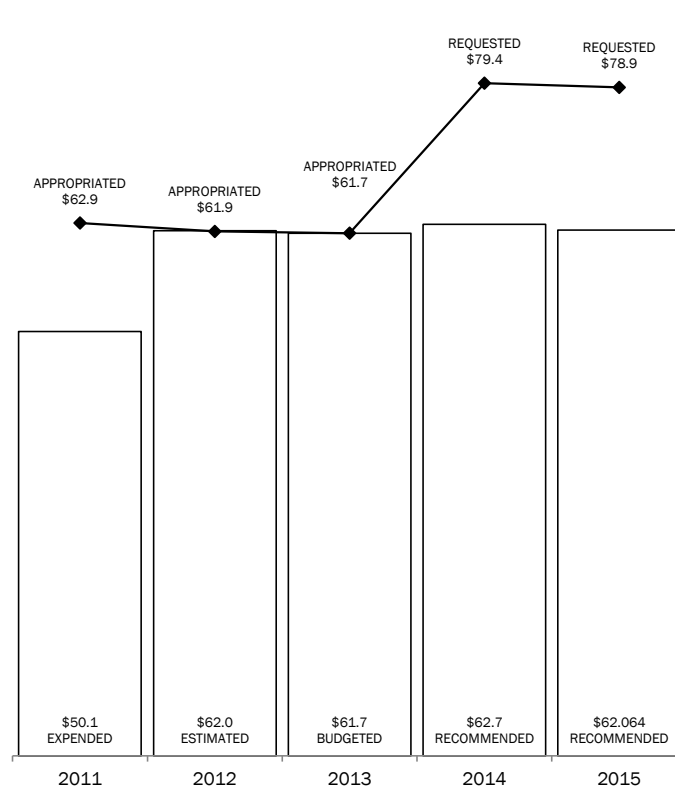
2014-2015 BIENNIUM  
IN MILLIONS

TOTAL= \$141.3 MILLION

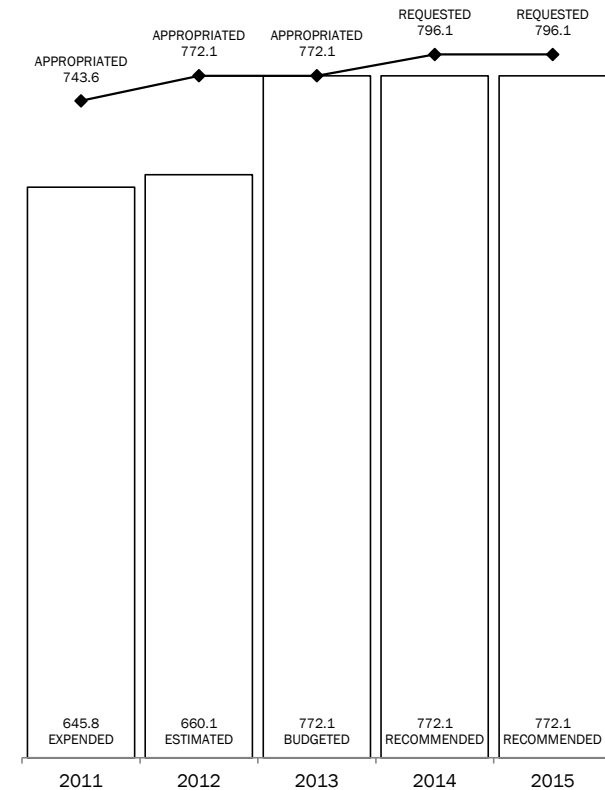
**ALL FUNDS**



**GENERAL REVENUE AND  
GENERAL REVENUE-DEDICATED FUNDS**



**FULL-TIME-EQUIVALENT POSITIONS**



\* 2012 estimated amounts exceeded appropriated amounts by \$13.2 million mainly because of the following: \$2.1 million out of the Federal American Recovery and Reinvestment Fund No. 369 for Department of Energy School Bus grants carried forward from fiscal year 2011; \$3.5 million in Federal Funds for a U.S. Bureau of Ocean Energy Management, Regulation, and Enforcement Coastal Impact Assistance Program grant for coastal preservation; and \$6.3 million in Interagency Contracts consisting of a \$4.1 million Texas Emissions Reduction Plan grant from the Texas Commission on Environmental Quality, a \$1.2 million Energy Assurance American Recovery and Reinvestment Act grant from the State Energy Conservation Office, and \$1.0 million for bay well plugging project grants from the General Land Office.

Section 2

**Railroad Commission**  
**Summary of Recommendations, House, By Method of Finance -- ALL FUNDS**

Strategy/Goal	2012-13 Base	2014-15 Recommended	Biennial Change	% Change	Comments (Optional)
ENERGY RESOURCE DEVELOPMENT A.1.1	\$17,620,345	\$17,529,408	(\$90,937)	(0.5%)	Recommendations include an increase of \$0.2 million out of the General Revenue-Dedicated Oil and Gas Regulatory and Cleanup (OGRC) Account No. 5155 reflecting an increase in Data Center Services (DCS) costs; and a decrease of \$0.2 million in Interagency Copntracts (Other Funds) because of a one-time American Recovery and Reinvestment Act (ARRA) grant the agency received through the Sate Energy Conservation Office (SECO), which ended in fiscal year
GAS UTILITY COMPLIANCE A.2.1	\$3,890,608	\$3,927,545	\$36,937	0.9%	
PROMOTE ALTERNATIVE ENERGY RESOURCE A.3.1	\$15,159,850	\$3,198,385	(\$11,961,465)	(78.9%)	Recommendations include a decrease of \$6.5 million in Federal Funds because of a one-time ARRA Conservation Research and Development grant (U.S. Department of Energy school bus grants) from 2011 that continued into 2012-13 but is not expected again in 2014-15; and a decrease of \$5.3 million in Interagency Contracts for a one-time SECO school bus grant and one-time forklift grants from the Texas Commission on Environmental Quality's (TCEQ) Texas Emissions Reduction Pan (TERP).
DISTRIBUTE LP-GAS REBATES A.3.2	\$947,238	\$931,688	(\$15,550)	(1.6%)	
<b>Total, Goal A, ENERGY RESOURCES</b>	<b>\$37,618,041</b>	<b>\$25,587,026</b>	<b>(\$12,031,015)</b>	<b>(32.0%)</b>	
PIPELINE SAFETY B.1.1	\$9,067,999	\$8,707,250	(\$360,749)	(4.0%)	Recommendations include: an increase of \$0.1 million in General Revenue for increased DCS costs; and a decrease of \$0.5 million in Federal Funds because of a one-time Pipeline Safety grant in the 2012-13 biennium.
PIPELINE DAMAGE PREVENTION B.1.2	\$1,829,076	\$1,711,641	(\$117,435)	(6.4%)	Recommendations include a decrease of \$0.1 million in Federal Funds for several small one-time grants that were received during the 2012-13 biennium.
REGULATE ALT ENERGY RESOURCES B.2.1	\$2,947,555	\$3,038,325	\$90,770	3.1%	
<b>Total, Goal B, SAFETY PROGRAMS</b>	<b>\$13,844,630</b>	<b>\$13,457,216</b>	<b>(\$387,414)</b>	<b>(2.8%)</b>	
OIL/GAS MONITOR & INSPECTIONS C.1.1	\$35,219,172	\$35,752,541	\$533,369	1.5%	Recommendations include an increase of \$0.5 million out of the General Revenue-Dedicated OGRC Account No. 5155 including \$0.4 million attributable to increased DCS costs, and \$0.2 million attributable to a shift of small amounts of funds from several other strategies to the Oil and Gas Monitoring and Inspections strategy to cover the cost of the Toughbook, Infrared Camera, and Software Licenses Capital Budget Projects in 2014-15.

Section 2

**Railroad Commission**  
**Summary of Recommendations, House, By Method of Finance -- ALL FUNDS**

Strategy/Goal	2012-13 Base	2014-15 Recommended	Biennial Change	% Change	Comments (Optional)
SURFACE MINING MONITORING/INSPECT C.1.2	\$6,695,901	\$6,826,661	\$130,760	2.0%	Recommendations include an increase of \$0.1 million because of increased DCS costs.
OIL AND GAS REMEDIATION C.2.1	\$12,865,610	\$11,176,782	(\$1,688,828)	(13.1%)	Recommendations include an increase of \$0.2 million out of the General Revenue-Dedicated OGRC Account No. 5155 due to increased DCS costs; and a decrease of \$1.9 million in Federal Funds due to the receipt of reimbursements for cleanups and site remediations from the Coastal Impact Assistance Program (CIAP) in 2012-13. It is possible that additional reimbursements will be received in 2014-15, but it is not possible to estimate the amount at this time.
OIL AND GAS WELL PLUGGING C.2.2	\$41,655,421	\$38,658,676	(\$2,996,745)	(7.2%)	Recommendations include a decrease of \$0.5 million in General Revenue Funds resulting from the replacement of \$0.3 million in General Revenue with General Revenue-Dedicated OGRC Account No. 5155 funding (See Selected and Fiscal Policy Issue No. 1), and a shift of \$0.2 million in funding to cover Capital Budget project costs in other strategies; an increase of \$0.1 million out of the OGRC Account No. 5155 due to increased DCS costs; and a decrease of \$1.6 million in Federal Funds due to a one-time CIAP grant for well pluggings during 2012-13; and a decrease of \$1.0 million in Interagency Contracts because of a one-time contract with the General Land Office for a well plugging that occurred in 2012-13 but is not expected to recur in 2014-15.
SURFACE MINING RECLAMATION C.2.3	\$6,765,220	\$4,439,863	(\$2,325,357)	(34.4%)	
<b>Total, Goal C, ENVIRONMENTAL PROTECTION</b>	<b>\$103,201,324</b>	<b>\$96,854,523</b>	<b>(\$6,346,801)</b>	<b>(6.1%)</b>	
GIS AND WELL MAPPING D.1.1	\$1,544,659	\$1,615,237	\$70,578	4.6%	Recommendations include an increase of \$0.1 million due to increased DCS costs.
PUBLIC INFORMATION AND SERVICES D.1.2	\$3,766,861	\$3,817,343	\$50,482	1.3%	Recommendations include an increase of \$0.1 million due to increased DCS costs.
<b>Total, Goal D, PUBLIC ACCESS TO INFO AND SERVICES</b>	<b>\$5,311,520</b>	<b>\$5,432,580</b>	<b>\$121,060</b>	<b>2.3%</b>	
<b>Grand Total, All Strategies</b>	<b>\$159,975,515</b>	<b>\$141,331,345</b>	<b>(\$18,644,170)</b>	<b>(11.7%)</b>	

Section 2

**Railroad Commission**  
**Summary of Recommendations, House, By Method of Finance -- GENERAL REVENUE FUNDS**

Strategy/Goal	2012-13 Base	2014-15 Recommended	Biennial Change	% Change	Comments (Optional)
ENERGY RESOURCE DEVELOPMENT A.1.1	\$2,983,877	\$1,321,366	(\$1,662,511)	(55.7%)	Recommendations include a decrease of \$1.6 million resulting from the replacement of General Revenue with General Revenue-Dedicated OGRC Account No. 5155 funding for oil and gas programs (See Selected and Fiscal Policy Issue No. 1).
GAS UTILITY COMPLIANCE A.2.1	\$3,580,688	\$3,614,897	\$34,209	1.0%	
PROMOTE ALTERNATIVE ENERGY RESOURCE A.3.1	\$616,618	\$640,944	\$24,326	3.9%	
DISTRIBUTE LP-GAS REBATES A.3.2	\$0	\$0	\$0	0.0%	
<b>Total, Goal A, ENERGY RESOURCES</b>	<b>\$7,181,183</b>	<b>\$5,577,207</b>	<b>(\$1,603,976)</b>	<b>(22.3%)</b>	
PIPELINE SAFETY B.1.1	\$4,547,861	\$4,721,444	\$173,583	3.8%	Recommendations include an increase of \$0.1 million in General Revenue due to increased DCS costs.
PIPELINE DAMAGE PREVENTION B.1.2	\$1,027,182	\$1,048,727	\$21,545	2.1%	
REGULATE ALT ENERGY RESOURCES B.2.1	\$2,801,701	\$2,891,801	\$90,100	3.2%	
<b>Total, Goal B, SAFETY PROGRAMS</b>	<b>\$8,376,744</b>	<b>\$8,661,972</b>	<b>\$285,228</b>	<b>3.4%</b>	
OIL/GAS MONITOR & INSPECTIONS C.1.1	\$7,736,215	\$0	(\$7,736,215)	(100.0%)	Recommendations include a decrease of \$7.7 million resulting from the replacement of General Revenue with General Revenue-Dedicated OGRC Account No. 5155 funding (See Selected and Fiscal Policy Issue No. 1).
SURFACE MINING MONITORING/INSPECT C.1.2	\$4,036,237	\$4,115,791	\$79,554	2.0%	
OIL AND GAS REMEDIATION C.2.1	\$296,892	\$0	(\$296,892)	(100.0%)	Recommendations include a decrease of \$0.3 million resulting from the replacement of General Revenue with General Revenue-Dedicated OGRC Account No. 5155 funding (See Selected and Fiscal Policy Issue No. 1).
OIL AND GAS WELL PLUGGING C.2.2	\$494,504	\$0	(\$494,504)	(100.0%)	Recommendations include a decrease of \$0.5 million resulting from the replacement of \$0.3 million in General Revenue with General Revenue-Dedicated OGRC Account No. 5155 funding (See Selected and Fiscal Policy Issue No. 1); and a decrease of \$0.1 million due to a shift of funds for salaries from this strategy to Strategy C.1.1, Oil and Gas Monitoring and Inspections.
SURFACE MINING RECLAMATION C.2.3	\$198,925	\$206,774	\$7,849	3.9%	
<b>Total, Goal C, ENVIRONMENTAL PROTECTION</b>	<b>\$12,762,773</b>	<b>\$4,322,565</b>	<b>(\$8,440,208)</b>	<b>(66.1%)</b>	
GIS AND WELL MAPPING D.1.1	\$1,513,280	\$1,583,435	\$70,155	4.6%	
PUBLIC INFORMATION AND SERVICES D.1.2	\$88,793	\$0	(\$88,793)	(100.0%)	

Section 2

Railroad Commission  
Summary of Recommendations, House, By Method of Finance -- GENERAL REVENUE FUNDS

Strategy/Goal	2012-13 Base	2014-15 Recommended	Biennial Change	% Change	Comments (Optional)
Total, Goal D, PUBLIC ACCESS TO INFO AND SERVICES	\$1,602,073	\$1,583,435	(\$18,638)	(1.2%)	
Grand Total, All Strategies	\$29,922,773	\$20,145,179	(\$9,777,594)	(32.7%)	

Section 2

**Railroad Commission**  
**Summary of Recommendations, House, By Method of Finance -- GR DEDICATED**

Strategy/Goal	2012-13 Base	2014-15 Recommended	Biennial Change	% Change	Comments (Optional)
ENERGY RESOURCE DEVELOPMENT A.1.1	\$13,078,566	\$14,893,962	\$1,815,396	13.9%	Recommendations include an increase of \$1.7 million resulting from the replacement of General Revenue with General Revenue-Dedicated OGRC Account No. 5155 funding for oil and gas programs (See Selected and Fiscal Policy Issue No. 1); an increase of \$0.2 million due to increased DCS costs; and a decrease of \$0.1 million due to a shift of funds to other strategies.
GAS UTILITY COMPLIANCE A.2.1	\$60,000	\$60,000	\$0	0.0%	
PROMOTE ALTERNATIVE ENERGY RESOURCE A.3.1	\$856,138	\$871,688	\$15,550	1.8%	
DISTRIBUTE LP-GAS REBATES A.3.2	\$947,238	\$931,688	(\$15,550)	(1.6%)	
<b>Total, Goal A, ENERGY RESOURCES</b>	<b>\$14,941,942</b>	<b>\$16,757,338</b>	<b>\$1,815,396</b>	<b>12.1%</b>	
PIPELINE SAFETY B.1.1	\$0	\$0	\$0	0.0%	
PIPELINE DAMAGE PREVENTION B.1.2	\$0	\$0	\$0	0.0%	
REGULATE ALT ENERGY RESOURCES B.2.1	\$0	\$0	\$0	0.0%	
<b>Total, Goal B, SAFETY PROGRAMS</b>	<b>\$0</b>	<b>\$0</b>	<b>\$0</b>	<b>0.0%</b>	
OIL/GAS MONITOR & INSPECTIONS C.1.1	\$26,933,297	\$35,195,489	\$8,262,192	30.7%	Recommendations include an increase of \$7.7 million resulting from the replacement of General Revenue with General Revenue-Dedicated OGRC Account No. 5155 funding for oil and gas programs (See Selected and Fiscal Policy Issue No. 1); an increase of \$0.4 million due to increased DCS costs; and an increase of \$0.1 million due to a shift of funds from other strategies to the Oil and Gas Monitoring and Inspections strategy to cover the cost of the Toughbook, Infrared Camera, and Software Licenses Capital Budget Projects in 2014-15.
SURFACE MINING MONITORING/INSPECT C.1.2	\$0	\$0	\$0	0.0%	
OIL AND GAS REMEDIATION C.2.1	\$10,361,886	\$10,880,566	\$518,680	5.0%	Recommendations include an increase of \$0.3 million resulting from the replacement of General Revenue with General Revenue-Dedicated OGRC Account No. 5155 funding for oil and gas programs (See Selected and Fiscal Policy Issue No. 1); an increase of \$0.1 million due to increased DCS costs; and an increase of \$0.1 million due to a shift of funds from other strategies.
OIL AND GAS WELL PLUGGING C.2.2	\$37,902,736	\$37,926,220	\$23,484	0.1%	
SURFACE MINING RECLAMATION C.2.3	\$0	\$0	\$0	0.0%	
<b>Total, Goal C, ENVIRONMENTAL PROTECTION</b>	<b>\$75,197,919</b>	<b>\$84,002,275</b>	<b>\$8,804,356</b>	<b>11.7%</b>	

Section 2

**Railroad Commission**  
**Summary of Recommendations, House, By Method of Finance -- GR DEDICATED**

Strategy/Goal	2012-13 Base	2014-15 Recommended	Biennial Change	% Change	Comments (Optional)
GIS AND WELL MAPPING D.1.1	\$0	\$0	\$0	0.0%	
PUBLIC INFORMATION AND SERVICES D.1.2	\$3,617,925	\$3,711,284	\$93,359	2.6%	
<b>Total, Goal D, PUBLIC ACCESS TO INFO AND SERVICES</b>	<b>\$3,617,925</b>	<b>\$3,711,284</b>	<b>\$93,359</b>	<b>2.6%</b>	
<b>Grand Total, All Strategies</b>	<b>\$93,757,786</b>	<b>\$104,470,897</b>	<b>\$10,713,111</b>	<b>11.4%</b>	



## Section 3

### Railroad Commission Selected Fiscal and Policy Issues

#### 1. **Replace General Revenue with General Revenue-Dedicated Funding for All Oil- and Gas-related Activities.**

Recommendations provide for the replacement of \$10.0 million in General Revenue Funds expended during the 2012-13 biennium on oil and gas programs with funding from the General Revenue-Dedicated Oil and Gas Regulatory Cleanup (OGRC) Account No. 5155. Senate Bill 1, 82<sup>nd</sup> Legislature, First Called Session, 2011, established the OGRC Account No. 5155, which replaced the previous General Revenue-Dedicated Oil Field Cleanup Account No. 145, and it provided authority for the Railroad Commission to assess surcharges to cover costs of the agency's appropriations for oil and gas programs. The agency received an appropriation of \$10.0 million in General Revenue Funds in Article IX, Section 18.11 of the General Appropriations Act for 2012-13. The recommendation replaces that General Revenue appropriation with an appropriation out of the OGRC Account No. 5155.

#### 2. **Maintain 2012-13 Spending Levels for Data Center Services.**

Recommendations provide \$6.0 million for agency Data Center Services (DCS) Capital Budget project funding for 2014-15, or an increase of \$1.1 million as compared to the 2012-13 expended/budgeted levels to cover costs for current services. During the 2012-13 biennium, the agency's DCS contract cost of \$4.9 million exceeded the amount included in its Capital Budget by \$1.0 million. The agency covered these costs with salary savings by leaving some FTE positions vacant during 2012-13. Recommendations maintain this funding shift to cover costs of current services. The agency is requesting an additional \$2.0 million in funding to cover the cost of an expansion of services in the DCS contract. (See Sec. 6, Items Not Included in LBB Recommendations, No. 6.)

#### 3. **Sunset Review.**

The agency underwent review by the Sunset Advisory Commission during the 2012-13 biennium. The agency also underwent Sunset review during the 2010-11 biennium; however, Senate Bill 652, 82<sup>nd</sup> Legislature, Regular Session, only continued the agency for two years. Senate Bill 2, 82<sup>nd</sup> Legislature, First Called Session, did pass, and it implemented Sunset recommendations relating to making the funding structure of the Railroad Commission's oil and gas programs mostly self-supporting, as discussed in Selected Fiscal and Policy Issue No. 1. The Sunset Staff Report released in November 2012 includes the following recommendations with fiscal and/or budgetary impact. None of these recommendations are incorporated into LBB Recommendations for 2014-15.

- Recommendation No. 2 would remove the \$20 million cap on the OGRC Account No. 5155. Under current law, when the balance in the account reaches \$20 million, the Oil and Gas Regulatory Fees to cease to be collected until the balance falls back below \$10 million. The recommendation would remove those limitations.
- Recommendation No. 3 would authorize a new pipeline permit fee to cover costs of the Pipeline Safety program currently covered by General Revenue. The recommendation would include rider language directing the agency to cover all costs of the Pipeline Safety program fee, including administration costs and benefits, some of which are currently supported by non-fee-generated General Revenue. It is estimated that the new fee would generate \$1.5 million in new revenue, which would result in a like savings to the General Revenue Fund.
- Recommendation No. 5 would eliminate the Alternative Fuels Research and Education (AFRED) program, a program designed to promote the use of propane. This would result in the elimination of the General Revenue-Dedicated AFRED Account No. 101, as well as associated fee revenues, estimated at \$4.2 million in the Comptroller's Biennial Revenue Estimate for 2014-15. It would also result in the elimination of appropriations for the AFRED program of \$1.9 million for the 2014-15 biennium and 4.0 FTEs, for a net loss of \$2.3 million.

**Section 3**

**Railroad Commission  
FTE Highlights**

Full-Time-Equivalent Positions	Expended 2011	Estimated 2012	Budgeted 2013	Recommended 2014	Recommended 2015
Cap	752.6	772.1	772.1	772.1	772.1
Actual/Budgeted	645.8	660.1	772.1	NA	NA
<b>Schedule of Exempt Positions (Cap)</b>					
Railroad Commissioner, Group 6 (3)	\$137,500	\$137,500	\$137,500	\$137,500	\$137,500

During fiscal year 2011, the agency held a significant number of FTE positions vacant due to uncertainty regarding funding reductions contemplated by the 82nd Legislature.

Section 3

**Railroad Commission  
Performance Measure Highlights**

	Expended 2011	Estimated 2012	Budgeted 2013	Recommended 2014	Recommended 2015
<ul style="list-style-type: none"> <li>• <i>Number of Wells Monitored</i></li> </ul> <p><i>Measure Explanation: Recent historically high oil prices coupled with technology breakthroughs, such as fracking, have contributed to an increase in the number of oil and gas wells throughout the state. The agency projects the increase to continue at a moderate pace through 2015.</i></p>	396,294	397,967	399,000	401,000	403,000
<ul style="list-style-type: none"> <li>• <i>Number of Rebate and Incentive Applications Handled</i></li> </ul> <p><i>Measure Explanation: After fiscal year 2011, the agency's budget for liquid propane gas rebates was reduced by 50 percent, resulting in approximately half the number of such rebates being issued in 2012-13, with the trend expected to continue into 2014-15, assuming 2012-13 baseline funding levels for the program will continue into the 2014-15 biennium.</i></p>	2,419	1,725	1,295	1,295	1,295
<ul style="list-style-type: none"> <li>• <i>Number of Orphaned Wells Plugged with the Use of State-Managed Funds</i></li> </ul> <p><i>Measure Explanation: Although funding for plugging oil and gas wells has remained relatively constant over the 2011-15 period, the agency expects to be able to perform about 50 percent more well pluggings during fiscal years 2013, 2014, and 2015 than it did during fiscal years 2011 and 2012. The agency reports that during 2011-12, plugging efforts were concentrated on wells located within coastal bays, which are more expensive than land-based pluggings, but it is easier to find contractors willing to perform such pluggings than it is to find contractors willing to perform the less expensive land-based pluggings. Land-based plugging contractors have been in short supply as a result of the high level of activity in oil and gas exploration.</i></p>	801	764	1,200	1,200	1,200
<ul style="list-style-type: none"> <li>• <i>Number of Documents Provided to Customers by Information Services</i></li> </ul> <p><i>Measure Explanation: The number of physical documents provided by the agency continues a steady decline as more of the agency's business is conducted over the Internet.</i></p>	927,953	810,001	720,000	612,000	520,200

**Section 4**

**Railroad Commission (RRC)  
Performance Review and Policy Report Highlights**

<b>Reports &amp; Recommendations</b>	<b>Report Page</b>	<b>Savings/ (Cost)</b>	<b>Gain/ (Loss)</b>	<b>Fund Type</b>	<b>Included in Introduced Bill</b>	<b>Action Required During Session</b>
--------------------------------------	--------------------	----------------------------	-------------------------	------------------	--	---------------------------------------

**NO RELATED RECOMMENDATIONS**

## Section 5

### Railroad Commission Rider Highlights

6. (former) **Unexpended Balance and Estimated Appropriation Authority: Oil Field Cleanup Account.**  
Delete rider for the following reasons:
  - a) the Oil Field Cleanup (OFCU) Account No. 145 was eliminated as a result of passage of Senate Bill 1, 82<sup>nd</sup> Legislature, First Called Session, and replaced by the Oil and Gas Regulatory and Cleanup (OGRC) Account No.5155;
  - b) language providing the amounts appropriated out of the account by strategy is unnecessary; and
  - c) additional FTEs provided in rider for increased staffing to reduce permitting timeframes have been incorporated into the agency's FTE cap during the 2012-13 biennium.
  
9. **Appropriation Limited to Revenue Collections: Surface Mining Permits and Contingency Appropriation for Fee Increases.**  
Update rider amounts and delete language providing that a portion of the appropriation is contingent upon a fee increase and revenues in excess of the BRE for 2012-13 because the fees have been raised and the appropriation released by the Comptroller during the 2012-13 biennium.
  
13. **Appropriation: Anthropogenic Carbon Dioxide Storage Trust Fund Revenues in Excess of the Biennial Revenue Estimate.**  
Delete language relating to the amount of General Revenue to be used by the Anthropogenic Carbon Dioxide Storage Program because no fees to support the program were ever collected. Instead, the agency absorbed program costs within its baseline funding out of the General Revenue-Dedicated OGRC Account No. 5155.
  
15. (former) **Contingency Appropriation of New Revenues for Oil and Gas-Related Activities.**  
Delete rider for the following reasons:
  - a) Senate Bill 2, 82<sup>nd</sup> Legislature, First Called Session, passed and created the new OGRC Account No. 5155, replacing the OFCU Account No. 145;
  - b) Senate Bill 1, 82<sup>nd</sup> Legislature, First Called Session replaced appropriations out of the OFCU Account No. 145 with appropriations out of the OGRC Account No. 5155;
  - c) the appropriation changes made by the contingency rider have been incorporated into the agency's baseline budget; and
  - d) the additional FTEs provided by the rider have been incorporated into the agency's existing FTE cap.

**Section 6**

**Railroad Commission  
Items not Included in Recommendations--House**

	<b>2014-15 Biennial Total</b>	
	<b>GR &amp; GR- Dedicated</b>	<b>All Funds</b>
<b>In Agency Priority Order</b>		
1. Additional Pipeline Safety FTEs--funding, 20.0 FTEs and related contingency rider appropriation that would be dependent on the Railroad Commission increasing the pipeline safety fee. The agency reports that there would be room within the existing \$1 per line fee cap to generate sufficient revenue to pay for this item. Because the item would be funded one-half by new fee revenues and one-half with Federal Funds, it would not result in a cost to the bill.	\$ 1,315,914	\$ 2,631,828
2. General Counsel Enforcement--\$0.2 million in General Revenue funding supported by pipeline safety fees and \$0.4 million in funding out of the General Revenue-Dedicated Oil and Gas Regulatory and Cleanup (OGRC) Account No. 5155, 4.0 FTEs, and related contingency rider.	\$ 570,960	\$ 570,960
3. Geographic Information System (GIS) Technology Upgrade--funding and related contingency rider that would allow funding from the OGRC Account No. 5155 to be used for GIS and well mapping.	\$ 2,932,400	\$ 2,932,400
4. IT Modernization--\$5.0 million in General Revenue and \$16.7 million out of the General Revenue-Dedicated Oil and Gas Regulatory and Cleanup (OGRC) Account No. 5155 to transition to a more flexible and agile web-based information technology environment that would allow for continued availability of mission-critical computing resources and efficient delivery of services. The project would replace aging hardware, install and configure current levels of mapping software, and convert existing GIS applications to use the new mapping software.	\$ 21,750,000	\$ 21,750,000
5. Oil & Gas Salary Parity--funding out of the General Revenue-Dedicated OGRC Account No. 5155 to provide additional salaries for oil and gas employees to align the agency's salaries with other Natural Resource agencies.	\$ 3,600,000	\$ 3,600,000
6. Data Center Services (DCS) Agency Initiatives--Of the request, \$0.4 million would be out of the General Revenue Fund and \$1.6 million would be out of the General Revenue-Dedicated Oil and Gas Regulatory and Cleanup (OGRC) Account No. 5155 and provide for new agency initiatives.	\$ 2,043,364	\$ 2,043,364

**Section 6**

**Railroad Commission  
Items not Included in Recommendations--House**

7. Cost of Living Salary Supplement--New rider authorizing the agency to pay a salary supplement, not to exceed \$1,200 per month, to each employee whose duty station is located in an area of the state in which the high cost of living is causing employee turnover, as determined by the Commission. No additional funding is requested for this item.

<b>2014-15 Biennial Total</b>	
<b>GR &amp; GR- Dedicated</b>	<b>All Funds</b>
\$ -	\$ -
<b>\$ 32,212,638</b>	<b>\$ 33,528,552</b>

**Total, Items Not Included in the Recommendations**